

Uploading Observations

1. Create a text and tab file of your observations using:

- AIJ / AIP4Win / Munipack / MetroPSD
- Visual Observation Spreadsheet

2. Obtain a login

- Email: photdbm@britastro.org

3. Login

- <https://britastro.org/photdb/>

User Login


Please enter your username and password.

Username	<input type="text"/>
Password	<input type="password"/>
<input type="button" value="Login"/>	

Uploading Observations

Welcome to the BAA Photometry Database

This database contains the visual and electronic photometric observations of the British Astronomical Association with observations dating back to 1862. Observations may be reviewed and downloaded by using the buttons below. Please acknowledge the BAA in any publications where this data is used by including the following note (or similar):-
"The BAA Photometry Database is acknowledged as the (part) source of data on which this article was based."



Review Data

- [Review Observations](#)
- [Standing Data and Summaries](#)

Observer Area

Uploading Observations

- [Upload Observations](#)
- [Review and Commit Uploaded Observations](#)
- [Edit Uncommitted Observations](#)

Live Observations

- [Manually Enter Observations](#)
- [Edit Live Observations One at a Time](#)
- [Bulk Edit Live Observations](#)

Maintenance

- [Change Password and Other Details](#)

General

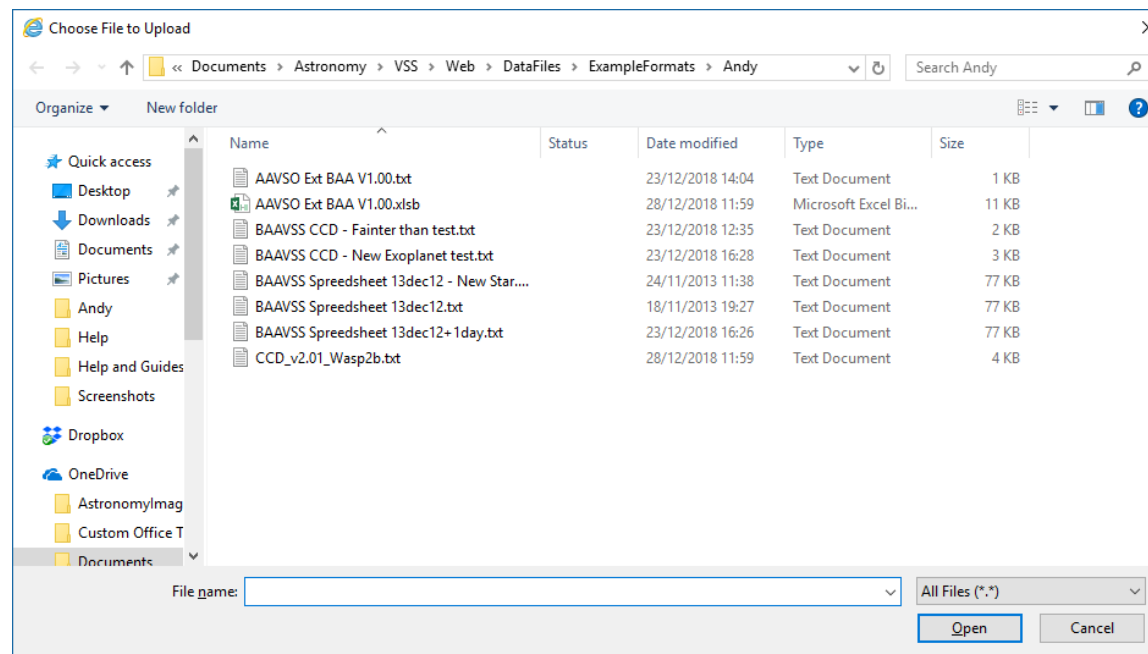
Uploading Observations

4. Navigate to the Upload Observations screen

Upload Observations

All observations should be submitted using JD not HJD.
Star names should follow agreed name conventions, click [here](#) for details.
Up to 18 files can be uploaded at a time.
Most modern browsers support multiple file uploads, but some older browsers will only allow a single file to be uploaded at a time.

5. Browse to your file or files



Uploading Observations

6. Press “Upload”

Upload Observations

All observations should be submitted using JD not HJD.
Star names should follow agreed name conventions, click [here](#) for details.
Up to 18 files can be uploaded at a time.
Most modern browsers support multiple file uploads, but some older browsers will only allow a single file to be uploaded at a time.

Errors and Warnings
Any errors will prevent the data from being uploaded.
Warnings should be reviewed. Particular attention should be given to star names that generate a warning to ensure they are correct.

Filename	Type	Size KB	Upload Summary				
Andy Wilson_20190104_CCD_v2.01_Wasp2b.txt	.txt	3	Processing...				
			File Format	Observations	Errors	Warnings	Empty Rows
			CCD/DSLR V2.01	6	0	2	0
			Click to Toggle Warning Summary/Detail				
		Warning Type	Count				
		Variable	1				
		Chart ID	1				

Please avoid using your browsers back button as this can trigger files to be reloaded.

7. Review any errors and warnings

8. Press “Review and Commit Observations”

Uploading Observations

9. Create any new objects by selecting the object type and then pressing “Create New Object”

Uncommitted Observation Summary

Total uncommitted observations: 6

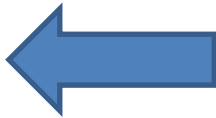
First observation: JD 2458010.410480 \ 13 Sep 2017 21:51:05.472000 UT

Latest observation: JD 2458010.418300 \ 13 Sep 2017 22:02:21.120000 UT

Number of data files: 1

Objects new to the database. *Please double check these new object names and types before committing!*

Object Id	Number of Observations	Object Type
WASP-2b	6	<input type="text" value="Please select"/> <input type="button" value="Create New Object"/>



Amend
Uncommitted
Observations

Delete All
Uncommitted
Observations

Upload More
Observations

Observer Name	Number of Observations	Number of Files
---------------	------------------------	-----------------

Uploading Observations

10. Review your uploaded observations

Uncommitted Observation Summary

Total uncommitted observations: 6
First observation: JD 2458010.410480 \ 13 Sep 2017 21:51:05.472000 UT
Latest observation: JD 2458010.418300 \ 13 Sep 2017 22:02:21.120000 UT
Number of data files: 1

[Commit All Uncommitted Observations](#) [Amend Uncommitted Observations](#) [Delete All Uncommitted Observations](#) [Upload More Observations](#)

Observer Name	Number of Observations	Number of Files
A J Wilson	6	1

Observation Method	Number of Observations
CCD	6

Variable Star	Filter	Number of Observations	First Observation JD / UT	Latest Observation JD / UT	First Magnitude	Latest Magnitude	Minimum Magnitude	Maximum Magnitude
WASP-2b	Johnson V	6	2458010.410480 13 Sep 2017 21:51:05.472000	2458010.418300 13 Sep 2017 22:02:21.120000	10.035	10.024	10.041	10.024

11. Press “Commit All Uncommitted Observations” and then your observations will appear in light curves

Uploading Observations

12. There is much more information in the general Help File at:-

https://britastro.org/photdb/help/Help_Contents.htm

13. If you are observing Variable Stars and need a sequence added to the database other than AAVSO sequences, then please advise the VSS Secretary Bob Dryden bobdryden@ntlworld.com and the VSS Database Secretary Andy Wilson andyjwilson_uk@hotmail.com.